

CHAPTER – 2

ANALYSIS OF REGISTERED PUBLICATIONS

2.1.1. The number of publications registered with the Registrar of Newspapers for India has maintained a rising trend. A total number of 1,525 new publications were registered during the period from 01-04-2021 to 31-03-2022 thereby raising the total number of registered publications to 1,46,045 as on 31st March, 2022, showing a net increase of 1.05 percent over the previous year. (*Table 2.1*)

2.1.2. There were 20,278 registered Dailies and 543 Tri/Bi-Weeklies in 2021-22, as against 19,971 Dailies and 541 Tri and Bi-weeklies in 2020-21. Total number of Dailies, taken together with Tri/Bi-weeklies have increased by 309 or 1.51 percent during the reporting year. (*Table 2.1*)

2.1.3. The pattern of growth of publications in the country during the last ten years is given in Table 2.1. It reveals a growth of 1.05 percent in the total number of publications published in the country over the previous year.

PROFILE OF NEW PUBLICATIONS

2.2.1. Out of 1,525 publications registered during the period 2021-22, 307 were Dailies, 2 were Bi/Tri Weekly, 496 Weeklies, 108 Fortnightlies, 432 Monthlies, 141 Quarterlies, 5 Annuals and 34 of other periodicities. (*Table 2.2*)

2.2.2. In 2021-22, new publications were registered in all the scheduled languages except Bodo, Dogri, Kashmiri, Konkani, Maithili, Manipuri, Nepali, Santhali and Sindhi. The largest number was 703 that was brought out and registered in Hindi, followed by 220 in Marathi, 146 in Kannada and 103 in Gujarati. (*Table 2.2*)

CEASED PUBLICATIONS

2.3. A total number of 27 registered publications were ceased during the period 2021-22, which includes 11 publications in Uttar Pradesh, 7 in Maharashtra, 4 in Gujarat, 2 in Rajasthan, 1 in Kerala, Madhya Pradesh & Uttarakhand.

DAILIES

2.4.1. The total number of Daily publications in 2021-22 increased to 20,278 as compared to previous year's 19,971, i.e., an increase by 307 in numbers or 1.54 in percentage. The Daily publications were brought out in almost all main languages of the country. Hindi Dailies topped the list with 8,667. Other languages in which more than 100 Daily publications were brought out were (i) Urdu (2,070); (ii) Telugu (1,799); (iii) English (1,686); (iv) Marathi (1,457); (v) Kannada (1,183); (vi) Gujarati (817); (vii) Tamil (645); (viii) Bilingual (494); (ix) Malayalam (436); (x) Bengali (234); (xi) Odia (228) and (xii) Punjabi (215). (*Table 2.3*)

2.4.2. Tri or Bi-weekly publications, which are akin to Dailies in dissemination of news, totaled 543 with Hindi at the top with 142 followed by English (100); Tamil (57); Urdu (32); Bengali (29); Marathi (20); Malayalam & Punjabi (18); and Gujarati (15) among others. (*Table 2.3*)

PERIODICALS

2.5. A total of 1,25,224 publications of various periodicities other than Dailies and Tri/Bi-Weeklies were on the records of the RNI in 2021-22. Out of these, 45,395 were Weeklies, 47,102 Monthlies, 16,415 Fortnightlies, 8,903 Quarterlies and 2,441 Annuals. Weeklies and Monthlies appeared to be more popular, with their total number soaring to 92,497, accounting for 63.33 percent approx. of the total Periodicals. (*Table 2.3*)

LANGUAGE-WISE ANALYSIS

2.6.1. Language-wise analysis of registered publications shows that publications were registered in 189 languages and dialects in 2021-2022. Apart from English and 22 other principal languages, listed in the Eighth Schedule of the Constitution, publications were registered in 167 other languages or dialects, mostly Indian and also in a few foreign languages. (*Appendix II*).

2.6.2. In 2021-22 also, the same trend can be noticed from the data of previous years that the highest number (56,052) of publications were registered in Hindi followed by English (19,929); Marathi (10,380); Urdu (6,946); Gujarati (6,811); Telugu (6,185); Tamil (6,100); Kannada (6,083); Bengali (5,060); and Malayalam (3,497). (*Table 2.3*)

2.6.3. Apart from Periodicals, published in one language, there were a significant number of publications brought out in two or more languages categorized as ‘Bilingual’ and ‘Multilingual’. At the end of 2021-22, there were 10,761 ‘Bilingual’, 2,737 ‘Multilingual’ and 687 ‘Others’ publications. (*Table 2.3*)

STATE-WISE ANALYSIS

2.7.1. Uttar Pradesh with 21,336 registered publications retained its top position at the end of 2021-22. Maharashtra with 20,098 publications came next, followed by Delhi (16,398); Madhya Pradesh (13,492); Tamil Nadu (8,801); Karnataka (8,024); Rajasthan (7,744); West Bengal (7,523); Gujarat (7,466); Andhra Pradesh (5,837); Kerala (4,565); Uttarakhand (3,626); Telangana (3,426); Punjab (3,136); Odisha (2,663); Haryana (2,576); Bihar (2,191); Chhattisgarh (1,816); and J&K (1,223) were among other states having more than 1,000 publications registered. (*Table 2.4*)

2.7.2. In the category of Dailies also Uttar Pradesh maintained its lead with 3,948 Daily publications followed by Maharashtra (2,154); Madhya Pradesh (2,078); Andhra Pradesh (1,666); Karnataka (1,418); Delhi (1,301); Rajasthan (961); Gujarat (955); Telangana (753); Tamil Nadu (730); Bihar (588); Kerala (466); J&K (414); and West Bengal (379). States having the publication of 200 or more Dailies were Uttarakhand (370); Punjab (345); Chhattisgarh (347); Odisha (299); and Haryana (289). Dailies were published from almost all States and Union Territories except Lakshadweep. (*Table 2.4*)

2.7.3. In 2021-22, the largest number of Weeklies were published from Uttar Pradesh (9,942), followed by Maharashtra (8,702); Madhya Pradesh (5,036); Gujarat (3,144); Delhi (3,020); Uttarakhand (2,145); Rajasthan (1,957); Karnataka (1,476); and West Bengal (1322). States publishing more than 500 Weeklies were Tamil Nadu (1,201); Punjab (1,006); Andhra Pradesh (820); Haryana (771); Telangana (745); Bihar (737); Chhattisgarh (644); Odisha (571); and Jammu & Kashmir (523). (*Table 2.4*)

2.7.4. The largest numbers of Monthlies were published from Delhi (7,126), followed by Maharashtra (5,218); Madhya Pradesh (4,874); Tamil Nadu (4,770); Uttar Pradesh (4,243); Karnataka (3,327); Kerala (2,550); Andhra Pradesh (2,445); West Bengal (2,396); and Gujarat (2,031). States from where more than 500 Monthlies were brought out were Rajasthan (1,601); Telangana (1,258); Punjab (989); Odisha (812); and Haryana (728). (*Table 2.4*)

2.7.5. The distinction for bringing out the highest number of publications in a single language went to Uttar Pradesh from where 16,706 publications were brought out in Hindi. Other states with over 5000 publications in Hindi were Madhya Pradesh (12,335), Rajasthan (6,711) and Delhi (6,626). (*Table 2.5*)

CONCENTRATION

2.8. The Print Media tends to concentrate in certain important cities and towns, giving them eminence as major printing and publishing hubs, which can be classified as under:

- (i) Metropolitan Cities (Delhi, Kolkata, Mumbai, Chennai, Bengaluru, Hyderabad, Ahmedabad, Pune, Jaipur, Surat, Nagpur, Visakhapatnam and Amravati);
- (ii) State Capitals;
- (iii) Union Territories;
- (iv) Big Cities, (having a population of more than 1,00,000); and
- (v) Small Towns (having a population of less than 1,00,000).

NUMERICAL ANALYSIS

2.9.1. At the end of 2021-22, the total numbers of publications registered from the thirteen Metropolitan Cities were 45,720. State capitals were publishing 59,612 registered publications. Big cities published a total of 1,04,534 publications. As many as 4,256 publications were brought out from small towns whereas 18,759 were from the Union Territories. (*Table 2.6*)

2.9.2. A total number of 4,126 Dailies were being brought out from the Metropolitan Cities and 7,223 from State Capitals. The Big Cities in various States published 13,779 Daily publications and the Small Towns brought out 579. The Union Territories published only 1,863 Dailies. (*Table 2.7*)

LANGUAGE-WISE ANALYSIS

2.10. In English language, 12,505 publications were brought out from the thirteen Metropolitan Cities. Other languages in which a large number of publications were brought out from the Metropolitan Cities were Hindi, Tamil, Bengali, Urdu and Marathi. It was noticed that the Metropolitan City Delhi had a sizeable number of publications in Hindi while other main centers of Hindi publications were Big Cities and Small Towns other than State Capitals. Publications in Hindi and English were mainly published from State Capitals. Publications in Hindi, Marathi, English, Gujarati, Telugu and Bengali as well as Bilingual publications were centered in Big Cities. (*Table 2.6*)

LONGEVITY

2.11. *Bombay Samachar*, a Gujarati Daily, being published since 1822 from Mumbai was the oldest among existing publications in India. The 48 centenarians of the Indian Press including the *Bombay Samachar* are:

S. No.	Title/ Periodicity/Language/Place	Year of Launch
1.	<i>Bombay Samachar</i> / Gujarati Daily/Mumbai	1822
2.	<i>Christ Church School</i> /(Bombay Education Society Magazine)/Bilingual Annual/Mumbai	1825
3.	<i>Jam-E-Jamshed</i> /Gujarati Daily/Mumbai	1832
4.	<i>The Times of India</i> /English Daily/Mumbai	1838
5.	<i>Calcutta Review</i> /English Quarterly/Calcutta	1844
6.	<i>Tirunelveli Diocesan Magazine</i> /Tamil Monthly/Tirunelveli	1849
7.	<i>The Examiner</i> /English Weekly/Mumbai	1850
8.	<i>The Guardian</i> /English Fortnightly/Chennai	1851
9.	<i>An Indian</i> /Portuguese Weekly/Margo	1861
10.	<i>KhedaVartman</i> /Gujarati Weekly/Kaira	1861
11.	<i>Belgaum Samachar</i> /Marathi Weekly/Belgaum	1863
12.	<i>Gujarat Mitra & Gujarat Darpan</i> /Gujarati Daily/Surat	1863
13.	<i>Newman's Indian Bradshaw</i> /English Monthly/Kolkata	1865
14.	<i>Pioneer</i> English Daily/Lucknow	1865
15.	<i>Amrit Bazaar Patrika</i> /English Daily/Kolkata	1868
16.	<i>SethiaVartaman</i> /Bilingual Monthly/Madurai	1870
17.	<i>U.S.I. Journal</i> /English Quarterly/Delhi	1870
18.	<i>Indian Witness</i> /English Fortnightly/Delhi	1871
19.	<i>Satya Shodhak</i> /Marathi Weekly/Ratnagiri	1871
20.	<i>Subodha Patrika</i> /Bilingual Quarterly/Mumbai	1873
21.	<i>Bihar Herald</i> /English Weekly/Patna	1874
22.	<i>The Statesman</i> /English Daily/Kolkata	1875
23.	<i>Satyanadam</i> /Bilingual Weekly/Kochi	1876
24.	<i>Sub Staff</i> /English Monthly/Chennai	1876
25.	<i>The Hindu</i> /English Daily/Chennai	1878
26.	<i>Bharuch Samachar</i> /Gujarati Weekly/Bharuch	1879
27.	<i>Prabodha Chandrika</i> /Marathi Weekly/Jalgaon	1880
28.	<i>National Christian Council Review</i> /English Monthly/Mysore	1880
29.	<i>Achhkni Repeno</i> /Garo Monthly/Meghalaya	1881
30.	<i>Kesari</i> /Marathi Daily/Poona	1881
31.	<i>Maharatta</i> /English Annual/Poona	1881
32.	<i>The Tribune</i> /English Daily/Chandigarh	1881
33.	<i>Amaldar</i> /Gujarati Quarterly/Mumbai	1882
34.	<i>Simhanad</i> /Marathi Monthly/Mumbai	1882
35.	<i>Madras Christian College Magazine</i> /Bilingual Annual/Chennai	1883
36.	<i>Musheer-E-Deccan</i> /Urdu Daily/Hyderabad	1884
37.	<i>Arya Gazette</i> /Urdu Weekly/Delhi	1884
38.	<i>Shree Jain Dharma Prakash</i> /Gujarati Monthly/Bhavnagar	1886
39.	<i>Deepika</i> /Malayalam Daily/Kottayam	1887
40.	<i>The New Leader</i> /English Weekly/Bangalore/Chennai	1887
41.	<i>Capital</i> /English Weekly/Kolkata	1888
42.	<i>Malayala Manorama</i> /Malayalam Daily/Kottayam	1890
43.	<i>Murshidabad Hiteshi</i> /Bengali Weekly/Murshidabad	1893
44.	<i>Chinnaria Bartabha</i> /Bengali Weekly/Hooghly	1893

S. No.	Title/ Periodicity/Language/Place	Year of Launch
45.	Madhya Pradesh Sandesh/Hindi Fortnightly/Gwalior	1895
46.	Jain Gazette/Hindi Weekly/Ajmer	1895
47.	Yuddh Dhuwani/Telugu Monthly/Chennai	1897
48.	Khalsa Samachar/Punjabi Weekly/Amritsar	1899

(Present publishing status of most of the publications is not known due to non-submission of Annual Statements by them)

Table No. 2.1
Number of Registered Publications (2012-2022)

S. No.	Year (Ending)	Daily	Bi/Tri-Weekly	Weekly	Others	Total	% of Growth over Previous Years
1	2012-2013	12109	402	31280	50276	94067	8.43
2	2013-2014	13350	411	33170	52729	99660	5.95
3	2014-2015	14573	411	34991	55468	105443	5.80
4	2015-2016	15723	413	36635	58080	110851	5.13
5	2016-2017	16580	413	37829	59998	114820	3.58
6	2017-2018	17160	413	38933	61733	118239	2.98
7	2018-2019	17504	413	39436	62642	119995	1.48
8	2019-2020	19782	539	44519	78583	143423	19.52
9	2020-2021	19971	541	44899	79109	144520	0.76
10	2021-2022	20278	543	45395	79829	146045	1.05

Source: RNI Registration Data

Number of Registered Publications
(2012-2013 to 2021-2022)

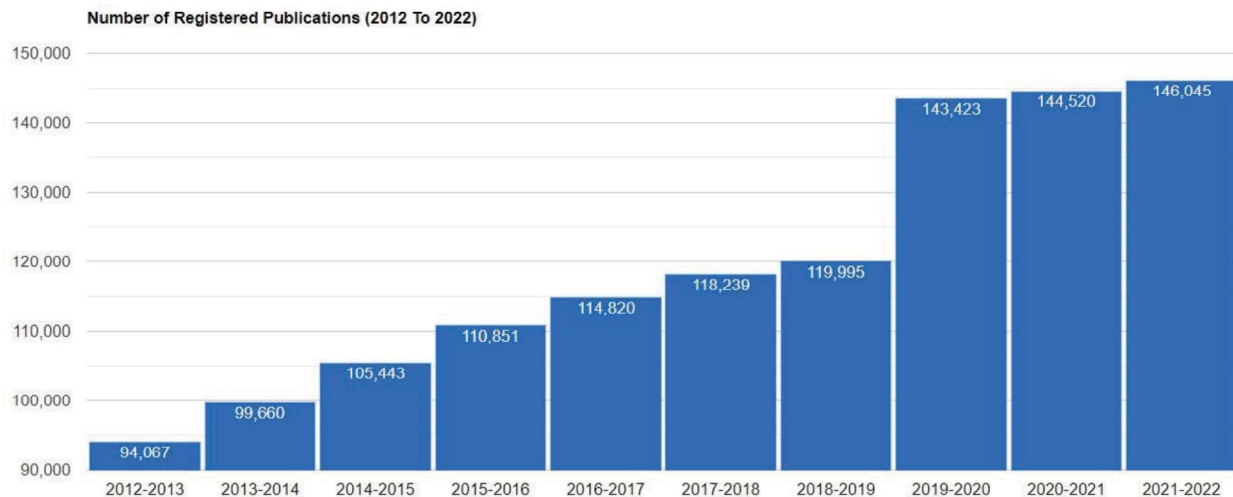


Table No. 2.2
Number of Publications Registered from 01-04-2021 to 31-03-2022
 (Language and Periodicity - wise)

S. No	Language	Daily	Bi/Tri Weekly	Weekly	Fortnightly	Monthly	Quarterly	Annual	Others	Total
1	Assamese	0	0	1	0	0	0	0	0	1
2	Bengali	1	0	1	8	1	1	0	0	12
3	Bodo	0	0	0	0	0	0	0	0	0
4	Dogri	0	0	0	0	0	0	0	0	0
5	Gujarati	6	0	64	21	11	1	0	0	103
6	Hindi	105	1	205	38	229	114	1	10	703
7	Kannada	66	0	20	12	44	4	0	0	146
8	Kashmiri	0	0	0	0	0	0	0	0	0
9	Konkani	0	0	0	0	0	0	0	0	0
10	Maithili	0	0	0	0	0	0	0	0	0
11	Malayalam	1	0	0	0	3	1	0	0	5
12	Manipuri	0	0	0	0	0	0	0	0	0
13	Marathi	61	0	139	6	10	3	0	1	220
14	Nepali	0	0	0	0	0	0	0	0	0
15	Odia	1	0	2	2	3	0	0	1	9
16	Punjabi	1	0	1	0	3	0	0	0	5
17	Sanskrit	0	0	1	0	0	0	0	0	1
18	Santhali	0	0	0	0	0	0	0	0	0
19	Sindhi	0	0	0	0	0	0	0	0	0
20	Tamil	3	0	1	8	28	0	0	0	40
21	Telugu	30	0	2	2	17	0	0	0	51
22	Urdu	8	0	3	0	2	3	0	0	16
23	English	14	1	12	3	26	7	3	18	84
24	Bilingual	9	0	39	6	47	6	0	2	109
25	Multilingual	1	0	5	2	7	1	1	2	19
26	Others	0	0	0	0	1	0	0	0	1
	Total	307	2	496	108	432	141	5	34	1525

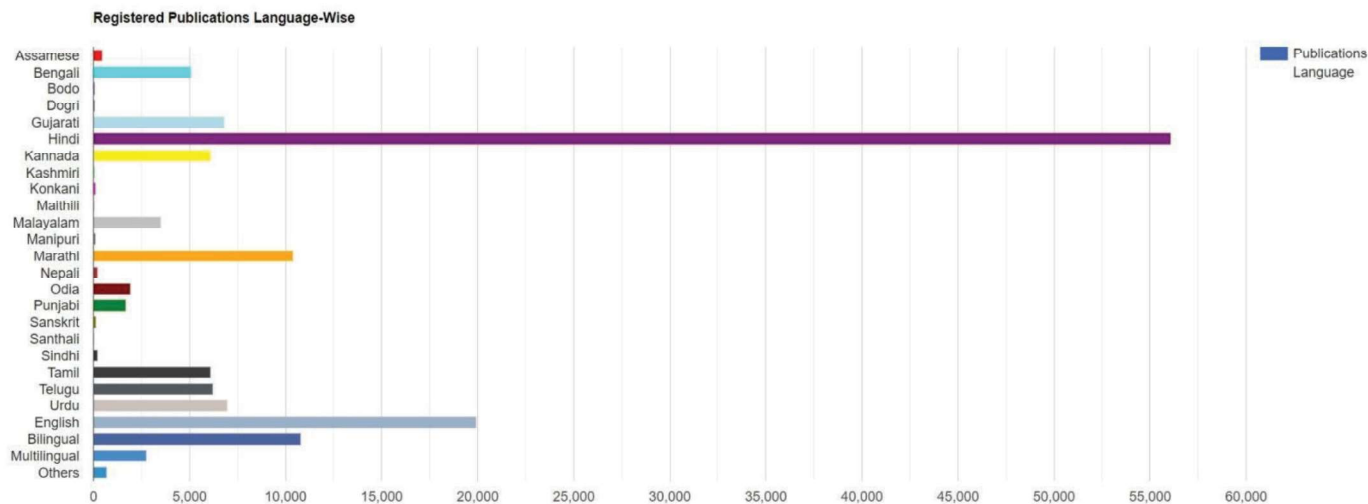
Source: Annual Statement 2021-2022

Table No. 2.3
Total Number of Registered Publications till 31-03-2022
 (Language and Periodicity– wise)

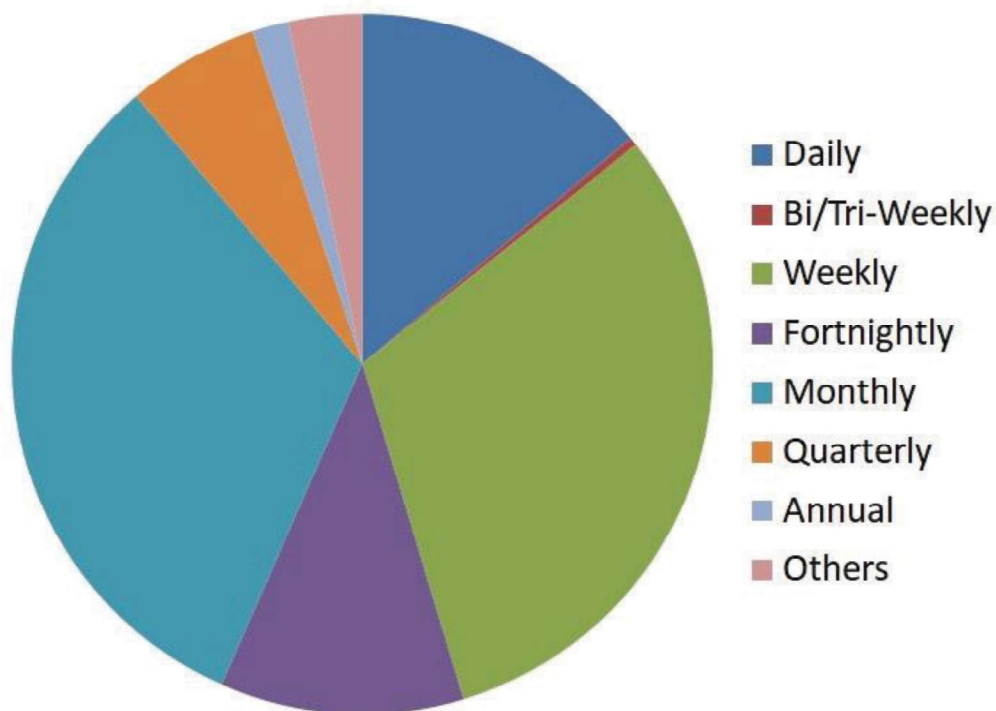
S. No	Language	Daily	Bi/Tri-Weekly	Weekly	Fortnightly	Monthly	Quarterly	Annual	Others	Total
1	Assamese	58	11	131	55	137	24	4	21	441
2	Bengali	234	29	1028	1052	1499	808	86	324	5060
3	Bodo	4	1	4	1	5	2	0	1	18
4	Dogri	1	0	3	0	1	3	0	0	8
5	Gujarati	817	15	2970	805	1891	154	31	128	6811
6	Hindi	8667	142	22973	6666	14494	2213	180	717	56052
7	Kannada	1183	9	1112	1055	2534	115	8	67	6083
8	Kashmiri	3	0	4	0	2	1	0	1	11
9	Konkani	4	0	16	3	39	7	0	2	71
10	Maithili	6	0	2	3	13	9	0	4	37
11	Malayalam	436	18	387	340	2021	168	32	95	3497
12	Manipuri	22	0	12	6	21	12	0	8	81
13	Marathi	1457	20	5721	643	1883	304	226	126	10380
14	Nepali	18	2	96	10	42	26	0	5	199
15	Odia	228	4	486	293	618	188	34	66	1917
16	Punjabi	215	18	598	182	580	57	3	31	1684
17	Sanskrit	24	0	19	13	39	25	2	10	132
18	Santhali	4	0	2	4	9	2	0	2	23
19	Sindhi	18	1	74	12	71	14	1	4	195
20	Tamil	645	57	866	909	3415	114	18	76	6100
21	Telugu	1799	11	781	730	2691	79	8	86	6185
22	Urdu	2070	32	2509	663	1442	160	17	53	6946
23	English	1686	100	2696	1660	7923	2994	620	2250	19929
24	Bilingual	494	45	2402	1093	4597	1058	490	582	10761
25	Multilingual	78	12	394	165	876	291	645	276	2737
26	Others	107	16	109	52	259	75	36	33	687
	Total	20278	543	45395	16415	47102	8903	2441	4968	146045

Source: RNI Registration Data

Total Number of Registered Publications from 01-04-1957 till 31-03-2022
(Language and Periodicity – wise)



Periodicity Wise Registered Publications



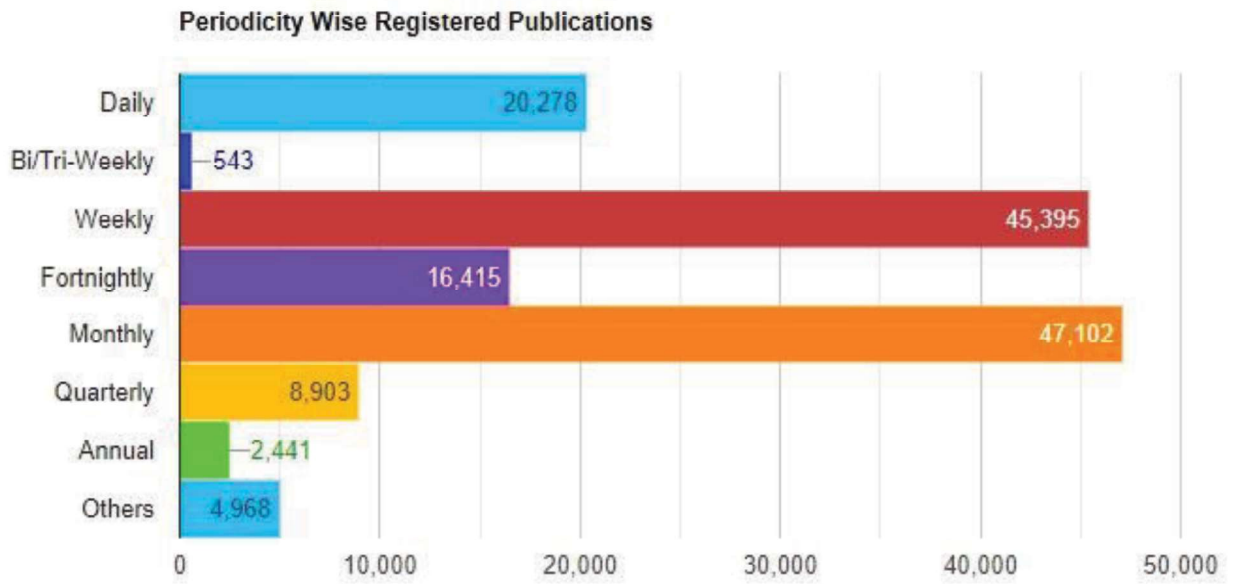


Table No. 2.4
Total Number of Registered Publications till 31-03-2021
 (State/UT & Periodicity – wise)

S. No	States/UTs	Daily	Bi/Tri-Weekly	Weekly	Fortnightly	Monthly	Quarterly	Annual	Others	Total
1	Andaman & Nicobar Islands	29	0	32	29	18	3	0	1	112
2	Andhra Pradesh	1666	8	820	624	2445	116	36	122	5837
3	Arunachal Pradesh	17	1	7	1	5	0	1	0	32
4	Assam	160	25	280	97	218	49	24	33	886
5	Bihar	588	28	737	194	466	117	8	53	2191
6	Chandigarh	95	1	161	42	235	53	13	46	646
7	Chhattisgarh	347	1	644	122	562	99	10	31	1816
8	D & N Haveli and Daman & Diu	30	0	11	10	4	0	0	0	55
9	Delhi	1301	82	3020	1850	7126	1628	297	1094	16398
10	Goa	34	0	40	24	59	19	2	8	186
11	Gujarat	955	15	3144	887	2031	215	33	186	7466
12	Haryana	289	14	771	403	728	160	98	113	2576
13	Himachal Pradesh	41	0	171	47	96	42	26	23	446
14	Jammu & Kashmir	414	4	523	80	135	30	10	27	1223
15	Jharkhand	152	1	150	72	167	49	4	20	615
16	Karnataka	1418	16	1476	1258	3327	316	31	182	8024
17	Kerala	466	18	442	365	2550	337	176	211	4565
18	Ladakh	1	0	2	1	1	0	0	2	7
19	Lakshadweep	0	0	3	2	1	1	0	0	7
20	Madhya Pradesh	2078	11	5036	585	4874	627	29	252	13492
21	Maharashtra	2154	62	8702	1376	5218	1287	551	748	20098
22	Manipur	77	2	24	18	71	9	38	16	255
23	Meghalaya	24	1	36	14	21	13	3	7	119
24	Mizoram	58	15	44	3	65	8	2	11	206
25	Nagaland	10	0	11	1	4	2	1	0	29
26	Odisha	299	3	571	347	812	293	214	124	2663
27	Puducherry	21	2	45	23	85	25	1	10	212
28	Punjab	345	24	1006	347	989	152	117	156	3136
29	Rajasthan	961	21	1957	2640	1601	346	70	148	7744
30	Sikkim	23	2	81	1	6	3	0	4	120
31	Tamil Nadu	730	98	1201	1165	4770	431	156	250	8801
32	Telangana	753	8	745	382	1258	177	18	85	3426
33	Tripura	45	0	93	12	13	5	1	2	171
34	Uttar Pradesh	3948	35	9942	1663	4243	919	163	423	21336
35	Uttarakhand	370	10	2145	406	502	117	26	50	3626
36	West Bengal	379	35	1322	1324	2396	1255	282	530	7523
	Total	20278	543	45395	16415	47102	8903	2441	4968	146045

Total Number of registered Publication as on 31-03-2022
(State/UT & Periodicity - wise)

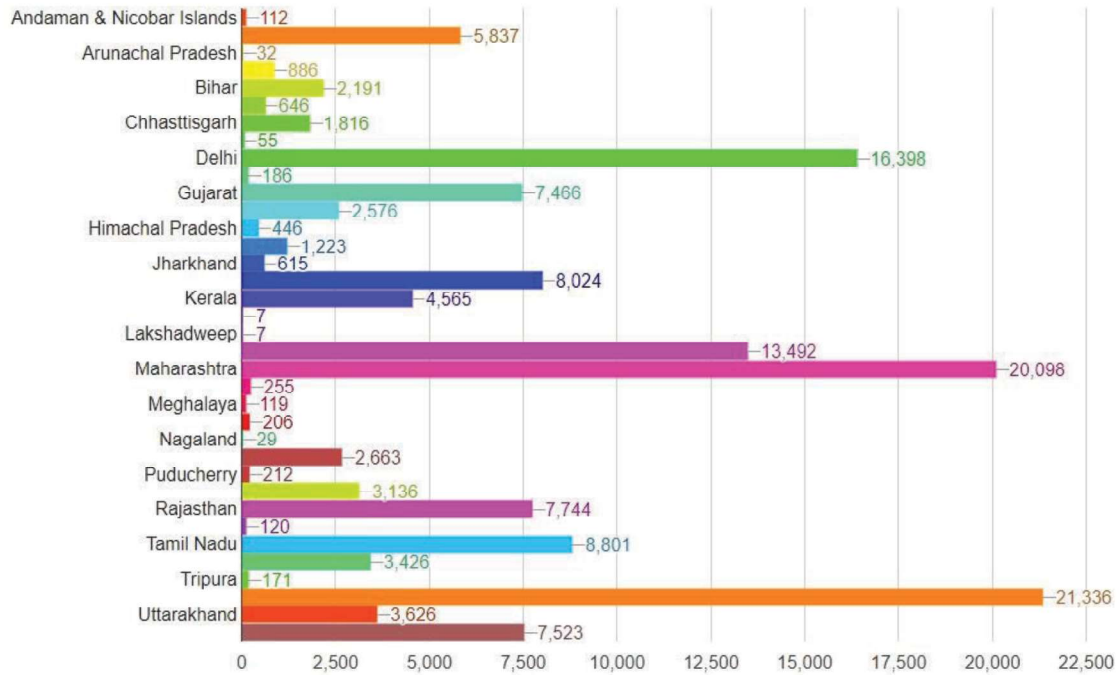


Table No. 2.5
Total Number of Registered Publications till 31-03-2022
 (State/UT & Language – wise)

S. No	States/UTs	Assamese	Bengali	Bodo	Dogri	Guajarati	Hindi	Kannada	Kashmiri	Konkani	Maithili	Malayalam	Manipuri	Marathi	Nepali
1	Andaman & Nicobar Islands	0	9	0	0	0	19	0	0	0	0	1	0	0	0
2	Andhra Pradesh	0	5	0	0	1	90	12	0	1	0	1	0	8	0
3	Arunachal Pradesh	0	0	0	0	0	3	0	0	0	0	0	0	0	0
4	Assam	414	171	16	0	0	35	0	0	0	1	0	13	0	5
5	Bihar	0	4	0	0	0	1668	0	0	0	13	0	0	0	0
6	Chandigarh	0	0	0	0	0	144	0	0	0	0	0	0	0	0
7	Chhattisgarh	0	2	0	0	0	1653	1	0	0	0	1	0	0	0
8	D & N Haveli and Daman & Diu	0	0	0	0	12	27	0	0	0	0	0	0	1	0
9	Delhi	10	47	1	0	22	6626	19	0	0	12	38	1	25	14
10	Goa	0	0	0	0	0	4	3	0	22	0	1	0	44	0
11	Gujarat	0	1	0	0	6200	345	1	0	0	0	4	0	27	1
12	Haryana	0	0	0	0	0	1788	0	0	0	0	0	0	0	2
13	Himachal Pradesh	0	0	0	0	0	273	0	0	0	0	0	0	0	1
14	Jammu & Kashmir	0	0	0	6	0	123	0	10	0	0	0	0	0	0
15	Jharkhand	1	8	0	0	0	411	0	0	0	1	0	0	0	0
16	Karnataka	0	1	0	0	5	90	5943	0	29	0	25	2	40	0
17	Kerala	0	3	0	0	3	20	17	0	3	0	3256	0	3	0
18	Ladakh	0	0	0	0	0	0	0	0	0	0	0	0	0	0
19	Lakshadweep	0	0	0	0	0	0	0	0	0	0	6	0	0	0
20	Madhya Pradesh	0	0	0	0	4	12335	0	0	0	0	2	0	12	2
21	Maharashtra	2	19	0	1	531	2509	45	0	15	2	71	1	10199	11
22	Manipur	0	1	0	0	0	4	0	0	0	0	0	61	0	0
23	Meghalaya	0	2	0	0	0	5	0	0	0	0	0	0	0	4
24	Mizoram	0	0	0	0	0	0	0	0	0	0	0	0	0	1
25	Nagaland	0	0	0	0	0	0	0	0	0	0	0	0	0	0
26	Odisha	1	2	1	1	1	55	1	1	1	1	1	1	1	1
27	Puducherry	0	1	0	0	2	2	1	0	0	0	2	0	1	0
28	Punjab	0	1	0	0	1	581	1	0	0	0	1	0	0	0
29	Rajasthan	0	2	0	0	2	6711	1	0	0	0	2	0	1	0
30	Sikkim	0	0	0	0	0	5	0	0	0	0	0	0	0	84
31	Tamil Nadu	2	3	0	0	4	78	29	0	0	0	74	0	5	1
32	Telangana	2	6	0	0	5	73	7	0	0	0	5	0	8	0
33	Tripura	0	134	0	0	0	1	0	0	0	0	0	1	0	0
34	Uttar Pradesh	0	20	0	0	4	16706	1	0	0	2	0	0	3	5
35	Uttarakhand	1	2	0	0	1	3125	1	0	0	0	2	1	1	6
36	West Bengal	8	4616	0	0	13	543	0	0	0	5	4	0	1	61
	Total	441	5060	18	8	6811	56052	6083	11	71	37	3497	81	10380	199

Source : RNI Registration Data

Table No. 2.5 (Contd.)
Total Number of Registered Publications till 31-03-2022
 (State/UT & Language –wise)

S. No	States/UTs	Odia	Punjabi	Sanskrit	Santhali	Sindhi	Tamil	Telugu	Urdu	English	Bilingual	Multilingual	Others	Total
1	Andaman & Nicobar Islands	0	0	0	0	0	14	1	1	55	11	1	0	112
2	Andhra Pradesh	11	3	3	0	0	19	4414	215	582	373	83	16	5837
3	Arunachal Pradesh	0	0	0	0	0	0	0	0	28	0	0	1	32
4	Assam	0	0	0	0	0	0	0	8	143	43	19	18	886
5	Bihar	0	2	5	0	0	0	0	292	112	67	10	18	2191
6	Chandigarh	0	83	0	0	0	0	0	14	302	58	43	2	646
7	Chhattisgarh	0	0	0	0	1	0	0	13	41	91	5	8	1816
8	D & N Haveli and Daman & Diu	0	0	1	0	0	0	0	0	9	3	2	0	55
9	Delhi	19	225	14	0	11	25	19	1178	5706	2071	273	42	16398
10	Goa	0	0	0	0	0	0	1	2	82	18	8	1	186
11	Gujarat	3	0	8	0	45	1	2	18	383	269	157	1	7466
12	Haryana	0	31	2	0	0	0	0	104	235	291	119	4	2576
13	Himachal Pradesh	0	2	1	0	0	0	0	16	80	44	26	3	446
14	Jammu & Kashmir	0	4	1	0	0	0	0	450	520	90	19	0	1223
15	Jharkhand	2	1	1	7	0	0	0	49	69	41	12	12	615
16	Karnataka	0	1	5	0	1	63	24	226	1012	449	78	30	8024
17	Kerala	1	0	3	0	0	26	3	1	559	511	142	14	4565
18	Ladakh	0	0	0	0	0	0	0	0	3	3	1	0	7
19	Lakshadweep	0	0	0	0	0	0	0	0	0	1	0	0	7
20	Madhya Pradesh	1	0	12	0	15	0	0	130	308	612	51	8	13492
21	Maharashtra	4	17	12	1	74	55	21	578	3800	1509	587	34	20098
22	Manipur	0	0	0	0	0	0	0	0	38	47	50	54	255
23	Meghalaya	0	0	0	0	0	0	0	1	36	17	3	51	119
24	Mizoram	0	0	0	0	0	1	0	0	9	16	7	172	206
25	Nagaland	0	0	0	0	0	0	0	0	22	1	0	6	29
26	Odisha	1829	1	7	7	1	1	2	10	277	231	174	54	2663
27	Puducherry	3	0	1	0	0	127	2	0	30	28	9	3	212
28	Punjab	1	1267	2	0	0	1	1	347	322	271	337	2	3136
29	Rajasthan	0	7	6	0	39	0	0	37	255	587	62	32	7744
30	Sikkim	0	0	0	0	0	0	0	2	25	4	0	0	120
31	Tamil Nadu	2	3	2	1	2	5754	168	44	1486	1009	127	7	8801
32	Telangana	4	2	0	0	1	8	1523	775	740	211	53	3	3426
33	Tripura	0	0	0	0	0	0	0	0	20	7	3	5	171
34	Uttar Pradesh	2	14	29	0	5	0	1	2173	1108	1139	89	35	21336
35	Uttarakhand	2	8	3	0	0	1	0	83	168	185	18	18	3626
36	West Bengal	33	13	14	7	0	4	3	179	1364	453	169	33	7523
	Total	1917	1684	132	23	195	6100	6185	6946	19929	10761	2737	687	146045

Source: RNI Registration Data

Table No. 2.6

Geographical Concentration of Publications till 31-03-2022
(Language & Place – wise)

S. No	Language	Metropolitan City	State Capital	Union Territory	Big City	Smaller Towns
1	Assamese	23	91	10	134	61
2	Bengali	1899	1941	52	2210	161
3	Bodo	1	9	1	9	1
4	Dogri	1	6	5	6	0
5	Gujarati	2721	917	22	5115	12
6	Hindi	11261	25215	6974	42446	1508
7	Kannada	85	81	17	835	151
8	Kashmiri	0	9	9	9	0
9	Konkani	15	18	0	19	4
10	Maithili	16	24	12	32	0
11	Malayalam	153	138	37	2020	655
12	Manipuri	1	14	1	16	2
13	Marathi	3152	1496	24	7328	275
14	Nepali	29	50	14	89	0
15	Odia	61	200	20	825	144
16	Punjabi	259	429	384	1407	162
17	Sanskrit	42	50	15	104	4
18	Santhali	3	6	0	7	3
19	Sindhi	101	71	11	163	0
20	Tamil	3938	3986	100	5239	249
21	Telugu	1462	921	20	3769	48
22	Urdu	2396	3877	1579	5481	66
23	English	12505	13877	6774	16681	268
24	Bilingual	4577	4982	2265	8245	327
25	Multilingual	918	923	369	2002	115
26	Others	101	281	44	343	40

Source: RNI Registration Data

Table No. 2.7
Geographical Concentration of Publications till 31-03-2022
 (Periodicity & Place - wise)

S. No	Center	Daily	Bi/Tri-Weekly	Weekly	Others
1	Metropolitan City	4126	260	9758	31576
2	State Capital	7223	292	15145	36952
3	Union Territory	1863	87	3787	13022
4	Big City	13779	405	31241	59109
5	Smaller Towns	579	23	1315	2339

Source: RNI Registration Data

Geographical Concentration of Publications as on 31-03-2022
 (Periodicity & Place - wise)

Geographical Concentration of Publications as on 31-03-2022
 (Periodicity & Place - wise)

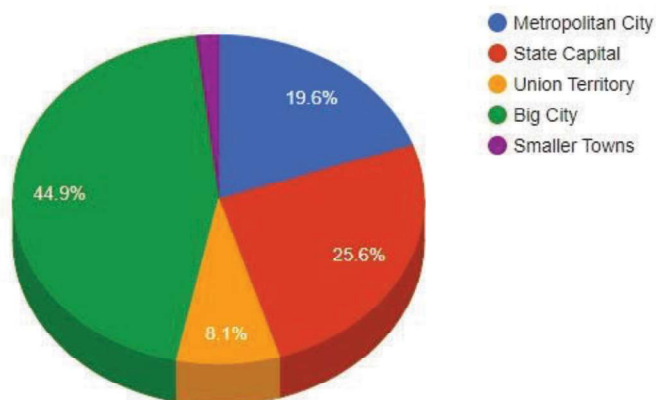


Table No. 2.8
Cities With 100 or More Publications
 (Language & Periodicity – wise)

S. No.	City of Publication	Daily				Weekly			
		Hindi	English	Others	Total	Hindi	English	Others	Total
1	Agra	74	2	11	87	159	2	20	181
2	Ahmadnagar	2	0	52	54	2	0	268	270
3	Ahmedabad	28	38	222	288	30	34	671	735
4	Ajmer	42	0	6	48	88	0	30	118
5	Akola	9	0	33	42	17	1	175	193
6	Alappuzha	0	0	22	22	0	0	23	23
7	Aligarh	38	0	9	47	156	4	22	182
8	Allahabad	124	19	32	175	109	14	16	139
9	Ambala	17	0	3	20	41	3	23	67
10	Amravati	28	2	78	108	60	3	345	408
11	Amritsar	8	0	5	13	6	2	73	81
12	Anantapur	0	2	57	59	0	1	21	22
13	Aurangabad	17	2	111	130	41	14	420	476
14	Bagalkot	0	2	119	121	0	1	22	23
15	Bangalore	2	14	89	105	3	24	166	193
16	Bangalore(North)	2	7	23	32	0	17	22	39
17	Bardhaman	1	0	8	9	5	6	80	91
18	Bareilly	40	3	9	52	114	3	52	169
19	Basti	26	1	5	32	130	0	6	136
20	Beed	1	0	70	71	7	1	197	205
21	Bengaluru Rural	1	2	20	23	1	6	18	25
22	Bengaluru Urban	1	21	134	156	6	58	267	331
23	Bhavnagar	1	0	26	27	0	3	228	231
24	Bhilwara	24	0	0	24	51	0	1	52
25	Bhopal	787	29	58	874	1898	36	74	2008
26	Bhubaneswar	2	6	38	46	0	5	45	50
27	Bijnor	19	0	2	21	100	1	10	111
28	Bikaner	41	0	1	42	70	0	0	70
29	Bilaspur	41	1	0	42	85	2	1	88
30	Bulandshahr	21	0	6	27	106	1	19	126
31	Buldana	1	0	55	56	3	0	149	152
32	Chandigarh	44	34	16	94	42	64	63	169
33	Chandrapur	7	1	19	27	16	1	139	156
34	Chennai	6	72	464	542	6	175	795	976
35	Chittoor	0	6	21	27	0	1	33	34
36	Coimbatore	0	11	24	35	0	4	39	43
37	Cuttack	2	6	31	39	0	4	70	74
38	Davangere	0	1	66	67	0	0	102	102

S. No.	City of Publication	Daily				Weekly			
		Hindi	English	Others	Total	Hindi	English	Others	Total
39	Dehradun	175	14	39	228	1259	44	92	1395
40	Delhi	716	209	384	1309	1844	530	655	3029
41	Dharwad	0	0	16	16	2	0	27	29
42	Dhule	0	0	44	44	4	0	298	302
43	East Godavari	0	1	50	51	0	1	38	39
44	Ernakulam	0	11	57	68	0	19	71	90
45	Faridabad	60	2	3	65	99	8	9	116
46	Fatehpur	44	0	11	55	152	1	34	187
47	Gandhinagar	5	2	78	85	3	3	154	160
48	Gautam Buddha Nagar	73	3	21	97	118	11	26	155
49	Ghaziabad	93	3	12	108	376	10	23	409
50	Gorakhpur	104	2	15	121	290	0	17	307
51	Guntur	0	5	129	134	0	1	82	83
52	Gwalior	196	7	11	214	349	3	16	368
53	Hanumangarh	23	0	0	23	62	0	0	62
54	Haridwar	53	3	6	62	271	1	8	280
55	Hooghly	0	0	2	2	0	0	25	25
56	Hyderabad	24	148	474	646	17	148	607	772
57	Indore	151	8	11	170	864	10	63	937
58	Jabalpur	82	2	7	91	123	2	12	137
59	Jaipur	285	14	29	328	609	24	53	686
60	Jalandhar	63	8	42	113	46	11	125	182
61	Jalgaon	3	0	52	55	11	1	281	293
62	Jalna	4	0	49	53	12	2	194	209
63	Jammu	45	133	57	235	27	95	127	249
64	Jhansi	39	0	6	45	123	1	11	135
65	Jodhpur	75	2	5	82	118	6	11	135
66	Junagadh	0	0	15	15	0	2	165	167
67	Kamrup Metropolitan/ Guwahati	6	8	19	33	4	9	61	74
68	Kanpur	82	9	40	131	310	9	99	418
69	Kanpur Nagar	81	3	26	110	275	3	97	375
70	Karimnagar	1	14	92	107	0	0	26	26
71	Karnal	15	0	1	16	37	2	17	56
72	Khordha	0	2	25	27	0	1	41	42
73	Khordha/ Bhubaneswar	1	7	24	32	1	10	77	88
74	Khurda	1	4	31	36	0	2	75	77
75	Kolhapur	2	2	48	52	1	2	173	176
76	Kolkata	51	45	109	205	125	149	334	608
77	Kollam	0	1	27	28	0	4	31	35

Chapter 2: Analysis of Registered Publications

S. No.	City of Publication	Daily				Weekly			
		Hindi	English	Others	Total	Hindi	English	Others	Total
78	Kota	35	0	0	35	76	0	1	77
79	Kottayam	0	1	41	42	0	4	70	74
80	Kozhikode	0	3	32	35	0	2	33	35
81	Krishna/ Vijaywada	0	11	20	31	0	0	31	31
82	Kurnool	0	10	171	181	0	0	29	29
83	Latur	0	0	68	68	18	1	274	293
84	Lucknow	1002	83	441	1526	2185	90	327	2602
85	Ludhiana	14	1	50	65	36	10	149	195
86	Madurai	1	4	39	44	0	6	34	40
87	Mathura	15	0	1	16	64	0	3	67
88	Meerut	101	1	13	115	510	2	40	552
89	Mehsana	2	0	19	21	0	0	145	145
90	Moradabad	41	1	16	58	196	7	50	253
91	Mumbai	105	75	270	450	471	375	817	1663
92	Muzaffarnagar	56	0	6	62	229	1	7	237
93	Muzaffarpur	63	1	12	76	119	3	6	128
94	Nagpur	49	8	52	109	116	20	208	344
95	Nalgonda	1	5	126	132	0	0	15	15
96	Nanded	6	0	85	91	12	2	147	161
97	Nashik	5	4	51	60	4	6	217	227
98	Nellore	0	3	55	58	0	0	54	54
99	North 24 Parganas	0	0	2	2	5	2	36	43
100	Parbhani	3	1	38	42	11	1	152	164
101	Patiala	5	3	44	52	21	6	172	199
102	Patna	253	14	132	399	246	20	76	342
103	Pune	12	17	111	140	22	43	463	528
104	Raigad	0	0	18	18	4	4	128	136
105	Raipur	157	7	19	183	186	6	9	201
106	Rajkot	0	1	50	51	1	0	198	199
107	Rampur	11	0	17	28	63	1	50	114
108	Ranchi	50	13	38	101	37	11	7	55
109	Rangareddi	1	11	69	81	0	4	17	21
110	Ratlam	28	0	0	28	104	0	1	105
111	Rohtak	22	1	1	24	52	0	12	64
112	Saharanpur	37	4	13	54	296	5	41	342
113	Sangli	0	0	34	34	0	0	137	137
114	Satara	0	0	23	23	0	2	151	153
115	Shimla	25	4	0	29	65	13	6	84
116	Solapur	1	0	81	82	19	1	453	473
117	South 24 Parganas	0	2	3	5	1	1	29	31

S.No.	City of Publication	Daily				Weekly			
		Hindi	English	Others	Total	Hindi	English	Others	Total
118	South Twenty Four Parganas	6	7	24	37	0	8	42	50
119	Sriganganagar	29	0	0	29	105	0	2	107
120	Srinagar	2	52	79	133	1	57	117	175
121	Surat	34	9	94	137	55	1	204	260
122	Surendranagar	0	0	32	32	0	1	205	206
123	Thane	37	6	95	138	252	36	503	791
124	Thiruvananthapuram	0	5	81	86	0	4	68	72
125	Thrissur	0	3	31	34	0	3	34	37
126	Udaipur	32	0	0	32	57	1	4	62
127	Udham Singh Nagar	18	1	3	22	130	0	3	133
128	Ujjain	73	2	4	79	277	2	1	280
129	Vadodara	5	3	48	56	2	8	146	156
130	Varanasi	64	4	14	82	140	4	14	158
131	Visakhapatnam	4	28	162	194	2	10	72	84
132	Yavatmal	1	0	27	28	5	0	154	159
	Total	6416	1363	6967	14746	17079	2400	15324	34805

Source: RNI Registration Data

Table No. 2.8 (Contd.)
Cities With 100 or More Publications
 (Language & Periodicity-Wise)

S. No.	City of Publication	Others				Total			
		Hindi	English	Others	Total	Hindi	English	Others	Total
1	Agra	211	27	30	268	444	31	61	536
2	Ahmadnagar	4	6	167	177	8	6	487	501
3	Ahmedabad	59	142	1140	1341	117	214	2033	2364
4	Ajmer	300	11	90	401	430	11	126	567
5	Akola	4	5	47	56	30	6	255	291
6	Alappuzha	1	4	176	181	1	4	221	226
7	Aligarh	101	17	42	160	295	21	73	389
8	Allahabad	310	117	88	515	543	150	136	829
9	Ambala	54	27	58	139	112	30	84	226
10	Amravati	8	4	67	79	96	9	490	595
11	Amritsar	39	39	200	278	53	41	278	372
12	Anantapur	1	3	185	189	1	6	263	270
13	Aurangabad	19	20	134	174	77	36	665	780
14	Bagalkot	0	1	92	93	0	4	233	237
15	Bangalore	5	153	518	676	10	191	773	974
16	Bangalore(North)	2	65	352	419	4	89	397	490
17	Bardhaman	8	7	242	257	14	13	330	357
18	Bareilly	80	11	28	119	234	17	89	340
19	Basti	28	0	9	37	184	1	20	205
20	Beed	3	0	39	42	11	1	306	318
21	Bengaluru Rural	2	29	162	193	4	37	200	241
22	Bengaluru Urban	21	341	1356	1718	28	420	1757	2205
23	Bhavnagar	5	3	119	127	6	6	373	385
24	Bhilwara	135	1	5	141	210	1	6	217
25	Bhopal	3452	104	210	3766	6139	169	342	6650
26	Bhubaneswar	1	23	112	136	3	34	195	232
27	Bijnor	61	3	8	72	180	4	20	204
28	Bikaner	252	10	32	294	363	10	33	406
29	Bilaspur	71	3	10	84	197	6	11	214
30	Bulandshahr	93	4	41	139	220	5	66	292
31	Buldana	0	0	19	19	4	0	223	227
32	Chandigarh	67	225	135	427	153	323	214	690
33	Chandrapur	2	0	19	21	25	2	177	204
34	Chennai	59	1009	3795	4863	71	1256	5054	6381
35	Chittoor	0	8	132	140	0	15	186	201
36	Coimbatore	0	59	245	304	0	74	308	382

Source: RNI Registration Data

S. No.	City of Publication	Others				Total			
		Hindi	English	Others	Total	Hindi	English	Others	Total
37	Cuttack	5	54	397	456	7	64	498	569
38	Davangere	1	0	43	44	1	1	211	213
39	Dehradun	466	81	90	637	1900	139	221	2260
40	Delhi	4087	4998	3061	12150	6647	5737	4101	16489
41	Dharwad	4	15	167	186	6	15	210	231
42	Dhule	3	0	98	101	7	0	440	447
43	East Godavari	0	8	104	112	0	10	192	202
44	Ernakulam	5	138	511	654	5	168	639	812
45	Faridabad	80	38	42	160	239	48	54	341
46	Fatehpur	20	1	6	27	216	2	51	269
47	Gandhinagar	7	9	165	181	15	14	397	426
48	Gautam Buddha Nagar	89	93	39	221	280	107	86	473
49	Ghaziabad	244	89	93	426	713	102	128	943
50	Gorakhpur	115	3	16	134	509	5	48	562
51	Guntur	0	24	249	273	0	30	460	490
52	Gwalior	353	9	36	398	898	19	63	980
53	Hanumangarh	166	0	9	175	251	0	9	260
54	Haridwar	96	6	34	136	420	10	48	478
55	Hooghly	2	9	167	178	2	9	194	205
56	Hyderabad	46	536	1198	1781	87	832	2279	3199
57	Indore	813	65	202	1081	1828	83	276	2188
58	Jabalpur	128	15	45	188	333	19	64	416
59	Jaipur	1386	100	309	1795	2280	138	391	2809
60	Jalandhar	60	40	233	333	169	59	400	628
61	Jalgaon	5	5	100	110	19	6	433	458
62	Jalna	7	3	25	35	23	5	268	297
63	Jammu	33	71	47	151	105	299	231	635
64	Jhansi	69	7	5	81	231	8	22	261
65	Jodhpur	295	40	93	428	488	48	109	645
66	Junagadh	1	1	58	60	1	3	238	242
67	Kamrup Metropolitan/ Guwahati	1	25	104	130	11	42	184	237
68	Kanpur	238	37	112	387	630	55	251	936
69	Kanpur Nagar	158	17	74	249	514	23	197	734
70	Karimnagar	0	1	156	157	1	15	274	290
71	Karnal	101	21	75	197	153	23	93	269
72	Khordha	2	23	128	153	2	26	194	222
73	Khordha/ Bhubaneswar	1	32	142	175	3	49	243	295
74	Khurda	1	25	91	117	2	31	197	230
75	Kolhapur	3	5	163	171	6	9	384	399
76	Kolkata	231	923	1953	3108	407	1118	2396	3922

Source: RNI Registration Data

Chapter 2: Analysis of Registered Publications

S. No.	City of Publication	Others				Total			
		Hindi	English	Others	Total	Hindi	English	Others	Total
77	Kollam	1	16	244	261	1	21	302	324
78	Kota	236	11	13	260	347	11	14	372
79	Kottayam	4	53	388	445	4	58	499	561
80	Kozhikode	1	25	282	308	1	30	347	378
81	Krishna/ Vijaywada	0	17	178	195	0	28	229	257
82	Kurnool	0	8	140	148	0	18	340	358
83	Latur	4	1	39	44	22	2	381	405
84	Lucknow	1345	171	307	1823	4532	344	1075	5951
85	Ludhiana	59	77	267	403	109	88	466	663
86	Madurai	0	21	268	289	1	31	341	373
87	Mathura	132	9	39	180	211	9	43	263
88	Meerut	313	64	80	457	924	67	133	1124
89	Mehsana	0	1	76	77	2	1	240	243
90	Moradabad	91	9	51	151	328	17	117	462
91	Mumbai	689	2686	2121	5498	1265	3136	3208	7611
92	Muzaffarnagar	119	40	31	190	404	41	44	489
93	Muzaffarpur	55	4	7	66	237	8	25	270
94	Nagpur	66	58	187	311	231	86	447	764
95	Nalgonda	0	5	178	183	1	10	319	330
96	Nanded	3	2	31	36	21	4	263	288
97	Nashik	7	26	156	189	16	36	424	476
98	Nellore	0	8	274	282	0	11	383	394
99	North 24 Parganas	5	13	226	244	10	15	264	289
100	Parbhani	1	2	19	22	15	4	209	228
101	Patiala	17	33	140	190	43	42	356	441
102	Patna	392	57	85	534	891	91	293	1275
103	Pune	49	236	851	1136	83	296	1425	1804
104	Raigad	4	6	43	53	8	10	189	207
105	Raipur	423	11	58	492	766	24	86	876
106	Rajkot	1	19	305	325	2	20	553	575
107	Rampur	35	2	43	80	109	3	110	222
108	Ranchi	87	16	35	138	174	40	80	294
109	Rangareddi	1	21	142	164	2	36	228	266
110	Ratlam	71	1	25	97	203	1	26	230
111	Rohtak	107	15	68	190	181	17	81	279
112	Saharanpur	192	18	83	293	525	27	137	689
113	Sangli	2	1	111	114	2	1	282	285
114	Satara	0	1	74	75	0	3	248	251
115	Shimla	41	37	27	105	131	54	33	218
116	Solapur	6	2	125	133	26	3	659	688

Source: RNI Registration Data

S.No.	City of Publication	Others				Total			
		Hindi	English	Others	Total	Hindi	English	Others	Total
117	South 24 Parganas	2	19	175	196	3	22	207	232
118	South Twenty Four Parganas	5	51	239	295	11	66	305	382
119	Sriganganagar	143	4	6	153	277	4	8	289
120	Srinagar	1	52	38	91	4	161	234	399
121	Surat	53	11	191	255	142	21	489	652
122	Surendranagar	3	0	44	47	3	1	281	285
123	Thane	102	111	270	483	391	153	868	1412
124	Thiruvananthapuram	4	107	682	793	4	116	831	951
125	Thrissur	2	40	301	343	2	46	366	414
126	Udaipur	146	20	24	190	235	21	28	284
127	Udham Singh Nagar	97	2	3	102	245	3	9	257
128	Ujjain	216	2	14	232	566	6	19	591
129	Vadodara	7	61	219	287	14	72	413	499
130	Varanasi	202	29	59	290	406	37	87	530
131	Visakhapatnam	4	40	375	419	10	78	609	697
132	Yavatmal	1	1	31	33	7	1	212	220
	Total	20327	14401	31232	65971	43824	18166	53524	115527

Source : Registration Data